

Exhibitor manual

In this guide you can find what to do what you can do to exhibit a product on Medicaldevices.online

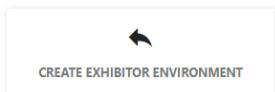
Inhoud

Checklist	2
1. Add a new product/service	3
2. Productoverview	4
Enable.....	4
3. Information-tab	5
3.1 General	5
3.2 Description	5
3.3 Product name.....	5
3.4 Category.....	6
3.4.1 Category – main category	6
3.5 Supplier.....	6
4. Image-tab	7
5. Features-tab.....	8
6. SEO-tab.....	9
7. Option-tab	9
8. Account information	9
9. Shop information	10

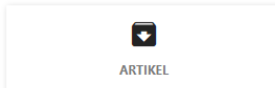
Checklist

By following this checklist, you can see if your product is correctly configured:

1. Did you [created an account](#)?
2. Did you “create exhibitor environment”?



3. Did you added an product/article?

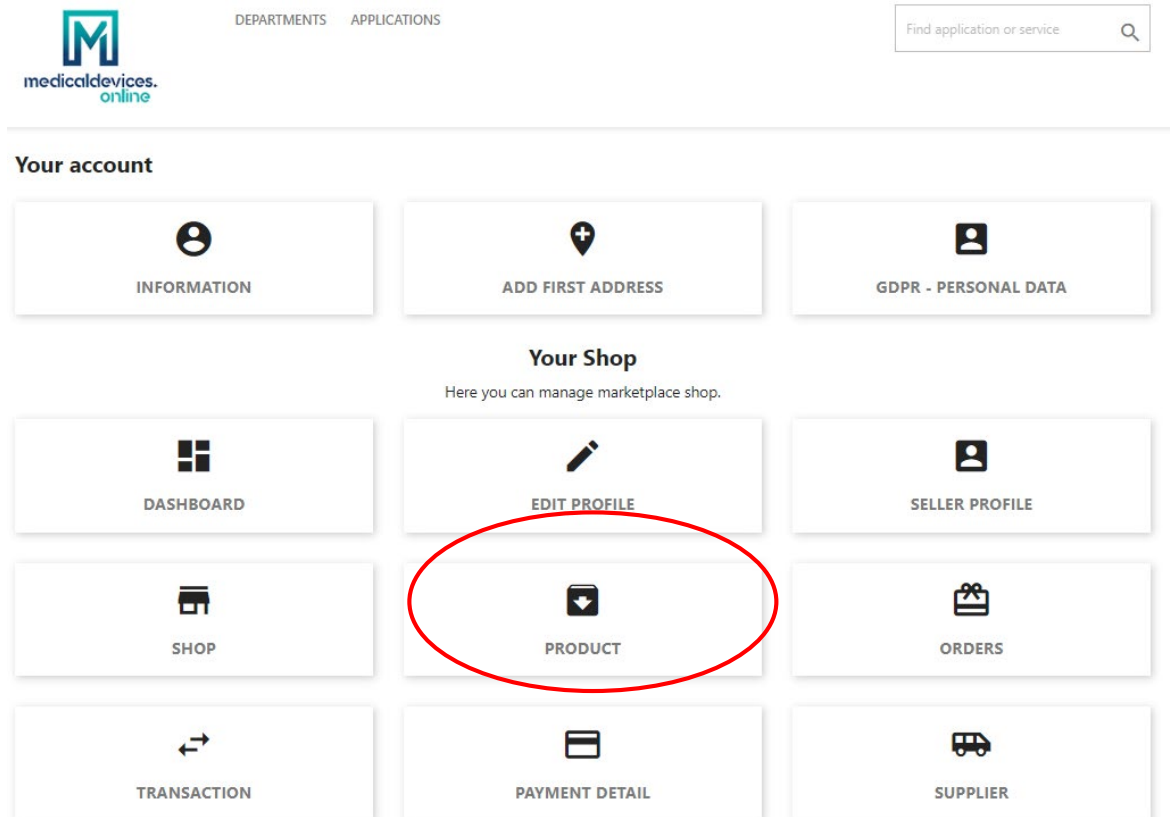


4. Did you configured all product information as specified in chapter 1 / 7?
5. Did you fill in the information for Dutch and English?
6. Is your product enabled? (see chapter 2.1)
7. Did you checked your product in the catalogue for both languages?
8. Is your account and shop information uptodate? (chapter 8 and 9)

If all of these steps are done, your product is ready to be found by visitors of Medicaldevices.online.

1. Add a new product/service

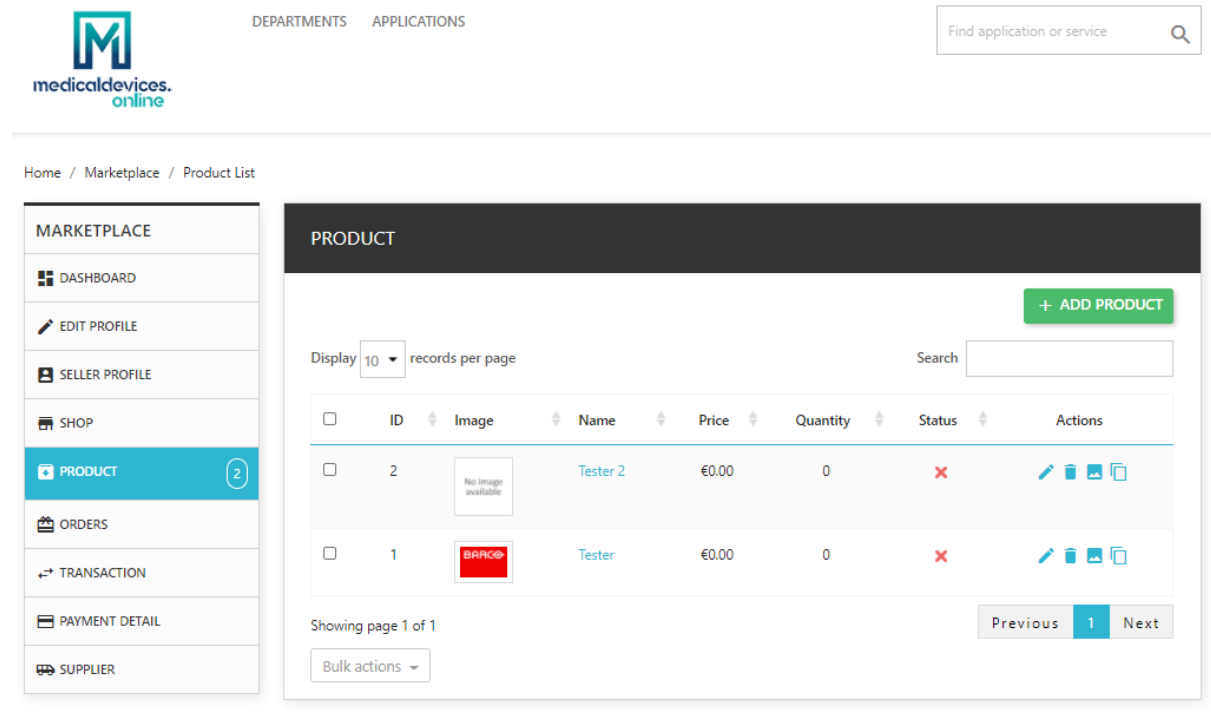
A new product or service can be added by using the button “Product” after logging into your account.



The screenshot displays the user interface of the medicaldevices.online platform. At the top left is the logo, and navigation links for 'DEPARTMENTS' and 'APPLICATIONS' are visible. A search bar is located at the top right. Below the navigation is a 'Your account' section with three buttons: 'INFORMATION', 'ADD FIRST ADDRESS', and 'GDPR - PERSONAL DATA'. The 'Your Shop' section follows, with the subtitle 'Here you can manage marketplace shop.' and a grid of nine buttons: 'DASHBOARD', 'EDIT PROFILE', 'SELLER PROFILE', 'SHOP', 'PRODUCT', 'ORDERS', 'TRANSACTION', 'PAYMENT DETAIL', and 'SUPPLIER'. The 'PRODUCT' button is circled in red.

2. Productoverview

As an example, in the screenshot below you can see 2 products that are linked to this account.



Home / Marketplace / Product List

MARKETPLACE

- DASHBOARD
- EDIT PROFILE
- SELLER PROFILE
- SHOP
- PRODUCT (2)**
- ORDERS
- TRANSACTION
- PAYMENT DETAIL
- SUPPLIER










DEPARTMENTS APPLICATIONS

Find application or service

PRODUCT

+ ADD PRODUCT

Display 10 records per page Search


ID	Image	Name	Price	Quantity	Status	Actions
2	No image available	Tester 2	€0.00	0	✗	   
1		Tester	€0.00	0	✗	   

Showing page 1 of 1 Previous 1 Next

Bulk actions

Enable

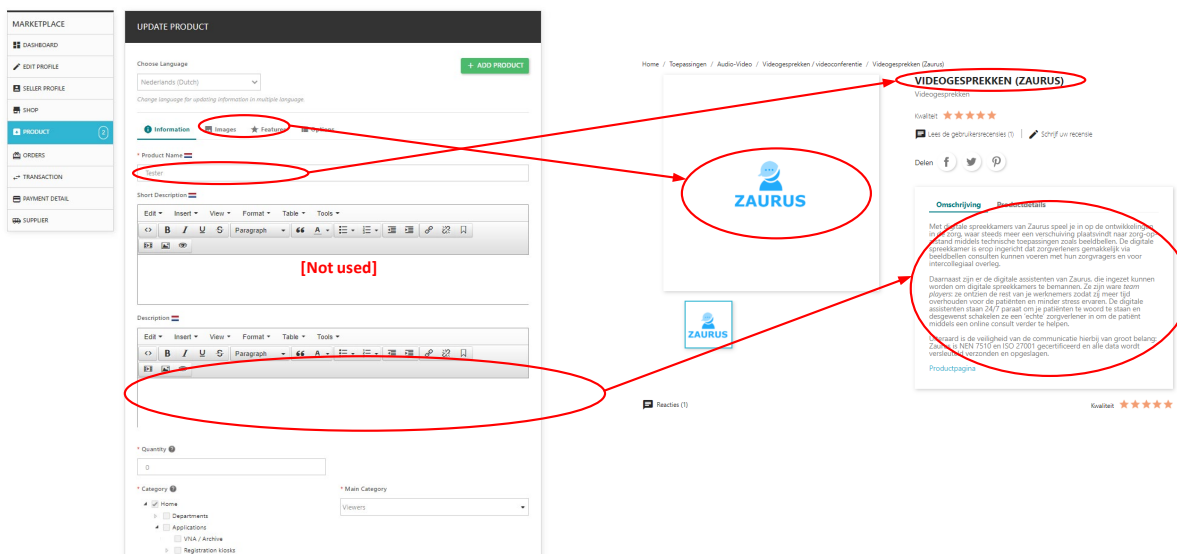
- It's important that your product is enabled to display in the website catalog. After adding a product you have to enable it by pressing the ✗ into ✓ (in chapter 1.3) selected overview.



3. Information-tab

3.1 General

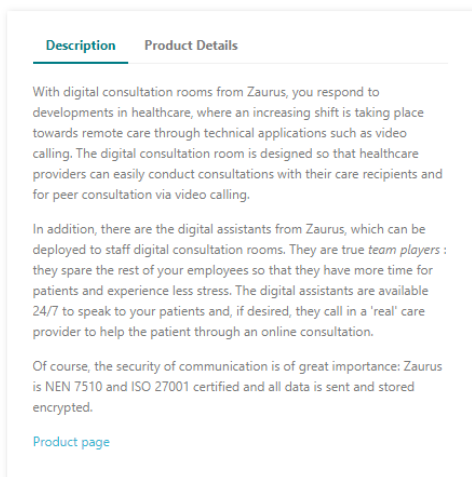
Below specified how the fields are displayed on the website.



3.2 Description


Make sure that your product description is available in both languages. You can switch languages by using “Choose Language”.

To keep the look and feel uniform over suppliers we ask you to use the following layout. So start with a description of your product and end with a link to your website with anchor “Product page”.



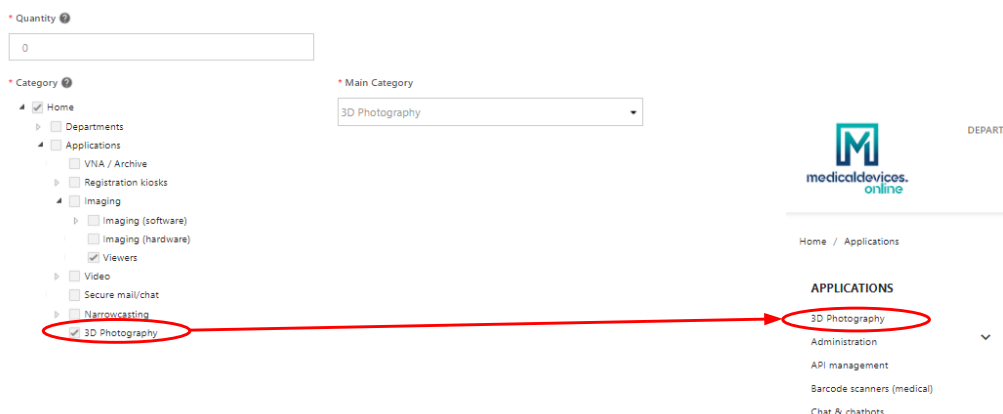
3.3 Product name

As product name we prefer the following name convention [PRODUCTNAME or APPLICATION] ([SUPPLIER])



3.4 Category

Link the category(s) what is logical to be found on.



3.4.1 Category – main category

You can select one main category per product (see screenshot at chapter 1.4). This will be displayed as breadcrumb on top of your productpage.

Home / Applications / Video / Video calls / video conference / Video calls (Zaurus)

3.5 Supplier

You can add your company as supplier by using the “Create new supplier” and link it to your product. With this visitors can also search for you as a company, and show the related.

Please choose the suppliers associated with this product. Please select a default supplier, as well.

Selected	Supplier Name	Default
<input checked="" type="checkbox"/>	Testleverancier	<input checked="" type="radio"/>

[+ CREATE NEW SUPPLIER ↗](#)

4. Image-tab

You can add your own images which will be displayed at the productpage.

Important! It's not allowed to use images that have copyrights other than your company.

5. Features-tab

To be distinctive with your product, you can link characteristics that are adjustable per product group.

Is your feature not listed? Let us know so we can add it.

UPDATE PRODUCT

Choose Language + ADD PRODUCT

Nederlands (Dutch) ▼

Change language for updating information in multiple language.

Information
Images
★ Features
Options

Feature: Environment ▼

Pre-defined value: Academic ▼

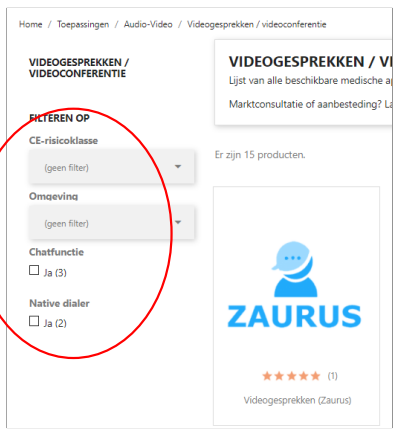
OR Customized value: 🇳🇱

+ Add Feature

Those fields which has been marked (*) are compulsory to be filled by you.

Cancel
Save & Stay
Save

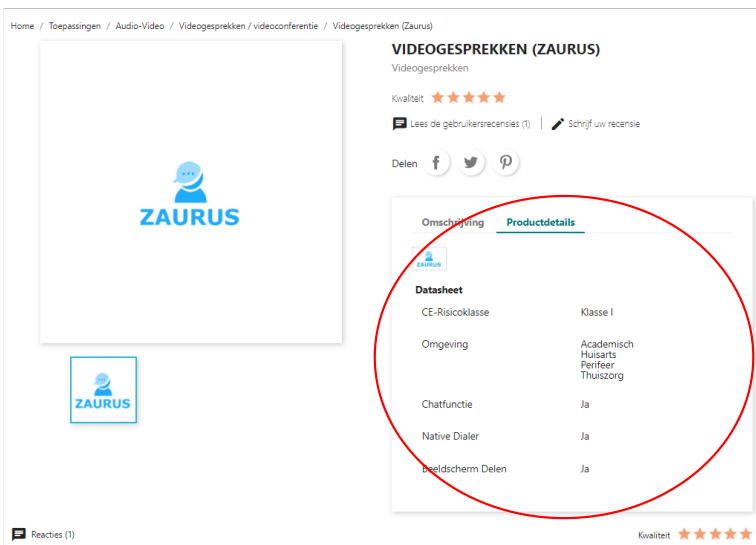
Features will be displayed on the following as specified below.



VIDEOGESPREKKEN / VIDEOCONFERENTIE

FILTEREN OP

- CE-risicoklasse (geen filter) ▼
- Omgeving (geen filter) ▼
- Chatfunctie Ja (3)
- Native dialer Ja (2)



Home / Toepassingen / Audio-Video / Videogesprekken / videoconferentie / Videogesprekken (Zaurus)

VIDEOGESPREKKEN (ZAURUS)
Videogesprekken

Kwaliteit: ★★★★★

Lees de gebruikersrecensies (1) | Schrijf uw recensie

Delen f t p

Omschrijving Productdetails

Datasheet

CE-Risicoklasse	Klasse I
Omgeving	Academisch Huisarts Perifeer Thuiszorg
Chatfunctie	Ja
Native Dialer	Ja
Beeldscherm Delen	Ja

Kwaliteit ★★★★★

6. SEO-tab

It's important to optimize your product for searchengines, so visitors will look at your product as much as possible. Fill in the below specified fields.



meta Title  Videogesprekken (Zaurus)

Meta omschrijving  Met digitale spreekkamers van Zaurus speel je in op de ontwikkelingen in de zorg, waar steeds meer een verschuiving plaatsvindt naar zorg-op-afstand middels technische toepassingen zoals beeldbellen.

Friendly URL  videogesprekken-zaurus

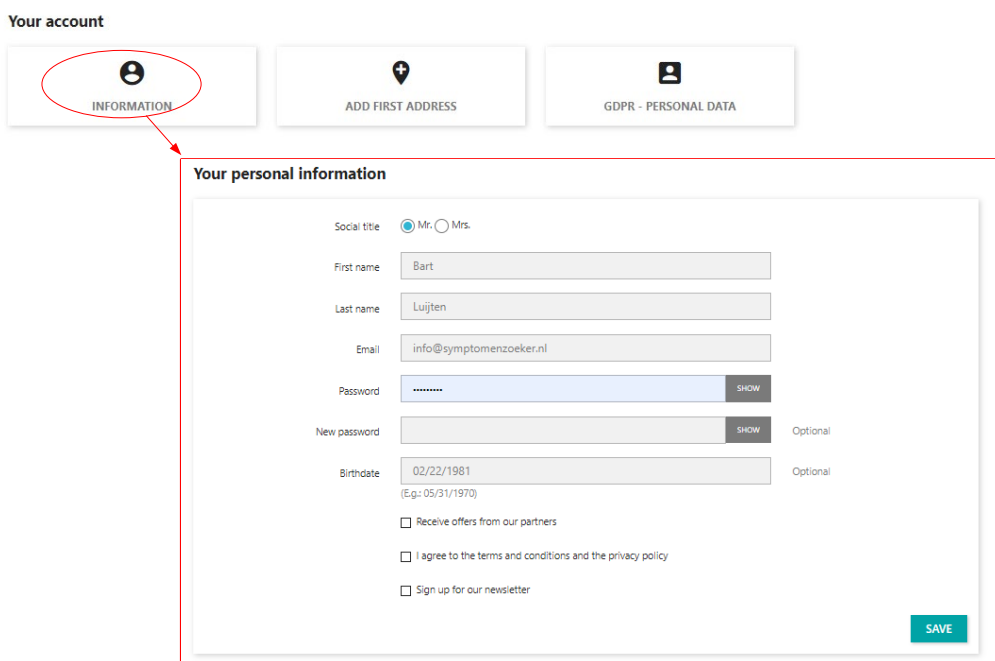
Preview: **Videogesprekken (Zaurus)**
<https://medicaldevices.online/nl/videogesprekken-videoconferentie-2k-videogesprekken-zaurus.html>
 Met digitale spreekkamers van Zaurus speel je in op de ontwikkelingen in de zorg, waar steeds meer een verschuiving plaatsvindt naar zorg-op-afstand m...

7. Option-tab

Here you can adjust the visibility of the product. So far we do not use this function and this is default set correctly.

8. Account information

Your account information can be updated via the following form. This information will not be shown on the website.



Your account

- INFORMATION**
- ADD FIRST ADDRESS
- GDPR - PERSONAL DATA

Your personal information

Social title Mr. Mrs.

First name

Last name

Email

Password

New password Optional

Birthdate Optional
 (E.g.: 05/31/1970)

Receive offers from our partners

I agree to the terms and conditions and the privacy policy

Sign up for our newsletter

9. Shop information

Below is specified how to edit the shopping information.

Your Shop
Here you can manage marketplace shop.

DASHBOARD

EDIT PROFILE

SHOP

PRODUCT

TRANSACTION

PAYMENT DETAIL

MARKETPLACE

- DASHBOARD
- EDIT PROFILE**
- SELLER PROFILE
- SHOP
- PRODUCT (1)
- ORDERS
- TRANSACTION
- PAYMENT DETAIL
- SUPPLIER

EDIT PROFILE

Choose Language: Nederlands (Dutch) DEACTIVATE YOUR SHOP

Change language for updating information in multiple language

Information | Address | Images | Social | Permission

* Default Language: Nederlands (Dutch)

* First Name: Bart | * Last Name: Luijten

* Shop Unique Name: Symptomenzoeker

Shop Name: Symptomenzoeker

* Business Email: info@symptomenzoeker.nl | * Phone: +31625107754

Tax Identification Number: _____

About Shop

Edt Insert View Format Table Tools

Symptomenzoeker.nl is een interactieve symptomenzoeker waar je persoonlijk invloed op kunt uitoefenen door je kennis gezondheidsprobleem (ziekte) te delen. Met behulp van machine learning zoekt het systeem voor jou de best passende aanpak.

These fields which has been marked (*) are compulsory to be filled by you.

Save

HOME / AFDelingen / TOEWIJZINGEN / CONTACT

Home / Toewijzingen / Triagesysteem (Symptomenzoeker.nl)

TRIAGESYSTEEM (SYMPTOMENZOEKER.NL)

Kwaliteit: ★★★★★

Lees de gebruikersreacties (1) | Schrijf uw reactie

Deeln

Verkoekt • Symptomenzoeker

Omschrijving | Productdetails

Dit is een interactieve symptomenzoeker waar je persoonlijk invloed op kunt uitoefenen door je kennis gezondheidsprobleem (ziekte) te delen. Met behulp van machine learning zoekt het systeem voor jou de best passende aanpak.

Productgegevens

Kwaliteit: ★★★★★

Home / Marketplace / Winkel

SYMPTOMENZOEKER

AANTAL PRODUCTEN: 1

OVER SHOP

Symptomenzoeker.nl is een interactieve symptomenzoeker waar je persoonlijk invloed op kunt uitoefenen door je kennis gezondheidsprobleem (ziekte) te delen. Met behulp van machine learning zoekt het systeem voor jou de best passende aanpak en/of behandeling.

BART LUIJTEN

ZAKELIJKE E-MAIL: info@symptomenzoeker.nl

TELEFOON: +31625107754

VERKOPER CATEGORIE

ALLE AFDelingen (1)

TRIAGESYSTEEM (1)

Er zijn 1 Producten

Sorteer op: leestijd

Triagesysteem

Resultaat 1 - 1 van 1 item

voorgaand 1 volgende